

# YOU CONTEST MANUAL

<b>Awards</b>	– Gold Level System . . . . .	1	
	– YOU Achievements . . . . .	2	
	– Certificates (samples) . . . . .	3	
<b>Activity Calendar</b>	– (insert current year) . . . . .	4	
<b>Contests:</b>			
	<b>Art</b> – Guidelines . . . . .	5	
	<b>Bowling</b> – Guidelines . . . . .	6	
		– Entry Form/Score Sheet . . . . .	7
	<b>Golf</b> – Guidelines . . . . .	8	
		– Notification Letter (individual) . . . . .	10
		– Notification Letter (team) . . . . .	11
	<b>Journalism</b> – Guidelines . . . . .	12	
		– Judging Articles . . . . .	13
	<b>Photography</b> – Guidelines . . . . .	14	
	<b>Riflery</b> – Guidelines . . . . .	15	
		– Target (sample) . . . . .	17
		– Results Form . . . . .	18
	<b>Song Writing</b> – Guidelines . . . . .	19	
	<b>Talent Showcase</b> – Guidelines . . . . .	20	
		– Entry Form . . . . .	22
		– Judge’s Rating Form . . . . .	23
		– Definition of Terms . . . . .	24
	<b>Track and Field</b> – Guidelines . . . . .	25	
		– Entry/Result Form (sample) . . . . .	28
<b>YOU Co-ordinators</b>	– Current listing . . . . .	33	
	– YOU Regions . . . . .	34	
	– Job Description . . . . .	35	
<b>YOU Correspondence</b>	– Relevant Memos etc.		

In order to give more meaningful recognition to those who participate in our YOU activities, we have introduced a system of Gold Level Awards. These replace traditional first, second and third place awards in several instances.

There are some definite advantages to this system:

1. More than one person can receive recognition.
2. One, two or three truly first-place efforts can be honoured with a Gold Level Award.
3. Highly subjective judgements splitting first and second are eliminated.
4. The system removes the pressure to "win" and places the emphasis on quality performance.

All categories in the Photography, Talent and Journalism contests will be dropped. Everyone will participate in the same category. The same guidelines apply to Art and Song Writing.

For purposes of judging and evaluation, the Gold Level recognises outstanding "first place" level performances.

The advantage of the Gold Level Award is that we don't have to award just one first place award. Rather, the top participants all receive a Gold Award (and all the other performers may receive appropriate recognition for their effort and participation from each Region).

The YOU office will supply the following:

**Regional** — Plaques sent to Co-ordinator at start of YOU Year:

Track and Field — "Most Outstanding Athlete", Senior Girls/Boys, Junior Girls/Boys

— Certificates sent to Co-ordinator at start of YOU Year:

- (5) Art
- (3) Journalism
- (6) Photography
- (2) Talent

**National** — Plaques (sent to pastor for presentation):

Art —Most outstanding entries

Bowling —Each member of top scoring team in each of the three divisions

Golf —Top girl and boy scorers in Junior and Senior divisions

Journalism —Most outstanding entries

Photography —Most outstanding entries


Riflery —Top girl and boy shooters in Junior and Senior divisions

## AWARDS (Cont.)

- National**
- Plaques -- presented at the event:
    - Talent           —Most outstanding performers
    - Track Meet      —"Most Outstanding Athlete", Senior Girls/Boys, Junior Girls/Boys
  - Medals -- presented at the event:
    - Track Meet      —First, Second and Third places are awarded medals supplied by Burleigh Heads.
  - Certificates (sent to pastor for presentation):
    - Bowling           —Each member of the Second and Third highest scoring teams.
    - Golf               —Second and Third places in each of the four individual divisions, and each member of the three top scoring teams
    - Riflery           —Second and Third places in each of the four individual divisions, and each member of the three top scoring teams
- International**
- Plaques -- Awarded from Pasadena, results published in *Worldwide News*:
    - Song Writing     — Most outstanding entries

## YOU ACHIEVEMENTS

At the end of each calendar year (December 31) please send us a list of those YOU members who have made outstanding achievements during the past year. We're especially looking for achievements in academics, sports, art, science contests, community service, and music. We feel by acknowledging the achievements of our young people we can encourage them to do their best. We will share the completed list with you.



# Gold Achievement Award

PRESENTED TO

FOR PARTICIPATION IN THE

REGIONAL

# Art Contest

NATOR

DATE

DATE

PATR

GENERAL

*Joseph M. Shook*

**YOUTH OPPORTUNITIES UNITED**

**FIRST**

*is awarded to*

*in recognition of your achievement in*

Official

Date

Location

January	26	Australia Day
February	1	Song Writing, Art and Photography contests begin
March	3-4	Victoria West Regional Family Weekend
	10	Victoria Regional Family Weekend
	12-16	Australian Ministerial Conference
	27	<b>First Day God's Calendar Year</b>
April	1	Riflery contest begins
	9	<b>Passover (observed the night before)</b>
	10-16	<b>Unleavened Bread week</b>
	13	"Good" Friday
	16	Easter Monday
	25	Anzac Day
May	5	NSW Regional Family Weekend
	5-7	Central QLD District Family Weekend (at Bundaberg)
	13	Mothers Day
	19	Southeast Queensland Regional Family Weekend
	20	QLD Track
	31	Art & Photography Contests end (results to Burleigh)
June	1	Bowling Contest begins
	3	<b>Pentecost</b>
	11	Queen's Birthday
	30	Riflery Contest Ends (results to Burleigh Heads)
July	1	Journalism Contest begins
	7	NSW Regional Family Weekend
	8	National Track Meet -- Sydney
	9-13	YOU Ski Trip
August	11-12	Victoria West Regional Family Weekend
	18	Victoria Regional Family Weekend
	25	Southeast Queensland Regional Family Weekend
	25	National Talent Contest -- Brisbane
	26	QLD Touch Football Carnival
	31	Bowling Contest ends (results to Burleigh Heads) Song Writing Contest ends (results to <u>Pasadena</u> )
September	1	Golf Contest begins
	2	Fathers Day
	20	<b>Trumpets</b>
	29	<b>Atonement</b>
	30	Journalism Contest ends (results to Burleigh Heads)
October	4-10	<b>Feast of Tabernacles</b>
	11	<b>Last Great Day</b>
November	6	Melbourne Cup
	30	Golf Contest ends (results to Burleigh Heads)
December	24	Staff arrive SEP
	27	Campers arrive SEP
	31	Send YOU achievements for year to Burleigh Heads
January 1991	16	Staff and Campers depart SEP

## ART

Entries must be the original work of the YOU member submitting them. There is a limit of three entries per person. All entries will be judged as one category, and all will be judged in the same division. (There are no age or grade divisions.)

Artwork should express quality and values of the Worldwide Church of God. Entries may include the following:

### Graphic Arts

1. Posters (YOU theme, safety, health, etc.)
2. Greeting Cards
3. Computer illustration (generated using graphics software)
4. Calligraphy

### Painting

1. Oil
2. Acrylic
3. Watercolour
4. Airbrush

### Drawing

1. Pen and Ink
2. Pencil
3. Coloured Pencil
4. Charcoal
5. Pastels
6. Marker

Paintings and drawings might depict the following:

1. Still life – inanimate objects, flowers, fruit, etc.
2. People – individual portraits, groups, sports, etc.
3. Animal – domestic, wildlife, birds, etc.
4. Scenic – landscape, seascape, cityscape, architectural
5. Humour – humorous illustrations, cartoons, comic art
6. Abstract – non-representational or decorative design

**Entries must be clearly marked on the reverse side with the artist's name, address, age and church area.** Entries should be submitted to the local Art Contest Co-ordinator at least one week before the first Regional Family Weekend, where they will be displayed.

### Judging:

It is preferable that judges with some professional experience and/or formal art education be used. There should be at least five judges, if possible.

Entries will be judged on:

1. Proficiency and skill with the medium
2. Originality
3. Design and composition

Regional – Artwork will be exhibited and judged at the first Regional Family Weekend. Up to five top entries will be awarded Gold Level Certificates. The YOU Co-ordinator will forward these top entries to Burleigh Heads. (YOU Co-ordinators may choose to give appropriate awards to those not receiving a Gold Level Award. Such awards would be financed by each region.)

National – Gold Level entries will be judged at Burleigh Heads and the top entries awarded plaques. These will be sent to the pastor for presentation. The artwork will be forwarded to Pasadena for possible inclusion in a *Worldwide News* article and then returned to the YOU member.

## BOWLING

The Bowling Contest is designed to truly be a "family affair." As you know, one of the goals of YOU is to develop and build the family. Mr. Tkach has stressed this theme many times to the Church. Since the bowling contest is designed to promote these themes and purposes, please encourage as many of your YOU members as possible to participate.

Two YOU members and two adults will form a team. The adults may both be the parents of one or both of the YOU bowlers, they may be other family members over YOU age (grandparents, uncles, aunts, or older siblings) or, where necessary, one may be "adopted" for the contest.

The basic rules are:

1. One of the adults and one of the YOU members must be related (you will, of course, be able to provide exemptions where necessary so no one has to miss out);
2. Teams must be mixed (not all male or all female) EXCEPT where all team members are from the same immediate family (Dad, and three sons; Mum and three daughters). All teams should strive first and foremost to be a family unit. Where this is not possible, an adult player or YOU member may be "adopted" by a team.

For example, YOU members without both parents or other eligible relatives able to participate should be added to family teams needing one YOU member to complete the team. Once all these teams are full, a single parent and his or her YOU-age child may "adopt" a member over YOU age to serve as the other adult team member. This will give singles and older members an opportunity to get involved. **Remember the principle to follow is that teams represent as close to a family unit as possible.** The box below shows some sample team structures:

**Player 1**

Adult player: Relative of player 3 (parent, grandparent, uncle, aunt, brother or sister)

**Player 2**

Adult player: relative of player 3 or 4; Or adult over YOU age "adopted" to the team

**Player 3**

YOU member related to player 1 over YOU age)

**Player 4**

YOU member related to player 1, 2, or 3; Or YOU member "adopted" to the team

To encourage participation by those who may never have bowled before, we have established three "Family Bowl Gold Achievement Awards." These will be in the form of plaques awarded to members of the highest-scoring team in each of the following divisions:

- Division 1: Teams where all players are from the **same family** – regardless of previous bowling experience.
- Division 2: Teams where all players **have bowled before**.
- Division 3: Teams where one or more of the players **have never bowled before**.

**Please encourage families to get involved, even if they haven't bowled before -- it's an ideal family activity.** An "original" Entry Form and Score Sheet is enclosed. Please use this to photocopy the number of forms you require.

## FAMILY BOWL

### Entry Form and Score Sheet

Where possible, all players should be from the same family. As a minimum requirement, players 1 and 3 must be related (except where specific exemption is given by local YOU Co-ordinator). Players 1 and 2 are to be adults over YOU age. Players 3 and 4 are to be YOU members. Check with your local YOU Co-ordinator to ensure your team is eligible.

Church Area: \_\_\_\_\_

#### Players' Names (please print)

Player 1 \_\_\_\_\_ (Adult related to player 3)

Player 2 \_\_\_\_\_ (Adult player)

Player 3 \_\_\_\_\_ (YOU member related to player 3)

Player 4 \_\_\_\_\_ (YOU member)

#### Tick Appropriate Division

\_\_\_\_\_ Division 1 (all players members of same family – regardless of experience)

\_\_\_\_\_ Division 2 (all players have bowled previously)

\_\_\_\_\_ Division 3 (one or more players have never bowled before)

**The team listed above is approved to enter the division checked.**

\_\_\_\_\_  
Pastor's/ Activity Co-ordinator's signature

### SCORE SHEET

Scores (Game 1)

Player 1 \_\_\_\_\_ Player 2 \_\_\_\_\_ Player 3 \_\_\_\_\_ Player 4 \_\_\_\_\_ TOTAL \_\_\_\_\_

Scores (Game 2)

Player 1 \_\_\_\_\_ Player 2 \_\_\_\_\_ Player 3 \_\_\_\_\_ Player 4 \_\_\_\_\_ TOTAL \_\_\_\_\_

**TOTALS**

Player 1 \_\_\_\_\_ Player 2 \_\_\_\_\_ Player 3 \_\_\_\_\_ Player 4 \_\_\_\_\_ TOTAL \_\_\_\_\_

Initials of Players:

\_\_\_\_\_

Mail completed form to:

YOU Office  
P O Box 202  
BURLEIGH HEADS QLD 4220



## GOLF

### A. General Information:

1. Rounds must be played within the dates listed on the annual activity calendar.
2. The pastor or his designated representative must verify the scores for an individual and/or a team and sign the entrant's notification letter.
3. The notification letter is the official entry form for each individual or team. It is used as the result form, and should be forwarded to the YOU office at Burleigh Heads. Using the "originals" enclosed with this folder, please photocopy the number of forms you require.
4. A player or team may enter as many times as desired.
5. Scores submitted are for a round of 9 holes and must be from a course with an official 18-hole State Golf Union rating. Each course will have a rating for both the front and back nine holes. 72
6. Players must use the tees from which the Golf Union rating was compiled.
7. The Royal and Ancient Golf Club of St. Andrews rules apply to all play.
8. Each round should be played on a single day. If poor weather or some other unforeseeable circumstance occurs that does not permit the round to be completed that day, a new round should be started on another day.
9. Entries must be postmarked by contest closing date.
10. Winners will be notified through a church announcement.

### B. Individual Play:

1. Play is organised into four divisions as follows:
  - Senior Boys (16 and up)
  - Senior Girls "
  - Junior Boys (13 - 15 yrs)
  - Junior Girls "
2. The lowest gross differential shall determine the winner in each division. A sample of the computation of the gross differential follows:

Player A scores a 37 on the front nine of the Burleigh Heads Golf Club course. The Queensland Golf Union rating for this course is 35. Subtract the course rating from the player's score to determine the gross differential:

$$\begin{array}{r} 37 \\ -35 \\ \hline 2 \end{array} = \text{the gross differential}$$

## GOLF (Cont.)

### C. Team Play:

1. Four players constitute a team.
2. Teams may be made up of any combination of players from any or all the divisions stated in B-1, within the same church area. Teams should be chosen prior to round being played.
3. The total gross differential of the four players' scores shall be the team score. A sample of the computation of a team's total gross differential is shown below:

Burleigh Heads team members score as follows on the Golf Club course. The Queensland Golf Union rating for the front nine holes of this course is 35:

Name	Gross Score	Course Rating	Differential
Player A	38	Less 35	= 3
Player B	46	" 35	= 11
Player C	43	" 35	= 8
Player D	48	" 35	= 13
Total Gross Differential			= <u>35</u>

### D. Awards:

1. Awards are presented on the National level only – plaques for top girl and top boy scorers in the Senior and Junior divisions.
2. Awards [certificates] for individual play will be given for second and third places in each of the four divisions.
3. Team awards [certificates] will be given to members of the three top scoring teams.

#### NOTE:

In this type of tournament a greater responsibility than ever rests on the coach or person in charge of the team to impress upon the players the true meaning of the statement, "Golf is a gentlemen's game." In most cases a player himself will be called upon to make a decision relative to the breach of a rule of the game.

Particular attention should be given to the rules governing scoring, e.g. score cards are exchanged at the beginning of the game so that another player keeps track of your score.

In planning your golf outing, try to avoid times when a golf tournament is scheduled for your local golf course.

NATIONAL YOU GOLF COMPETITION  
NOTIFICATION LETTER

10

(INDIVIDUAL)

CHURCH AREA: \_\_\_\_\_

Entrant's Name: \_\_\_\_\_

Division Entered: \_\_\_\_\_

Date of Round: \_\_\_\_\_

Course Name: \_\_\_\_\_

Location: \_\_\_\_\_

Golf Union Rating: \_\_\_\_\_

SCORE: \_\_\_\_\_

Course Rating: \_\_\_\_\_

\_\_\_\_\_ Gross Differential

Entrant's Signature: \_\_\_\_\_ Age: \_\_\_\_\_

This round was played in accordance with the activity regulations as stated in YOU Contest Manual.

It was properly witnessed by: \_\_\_\_\_  
(Pastor's or Representative's signature)

Date: \_\_\_\_\_

Please return this form to Burleigh Heads, postmarked prior to competition completion date.

**NATIONAL YOU GOLF COMPETITION  
NOTIFICATION LETTER**

(TEAM)

**CHURCH AREA:** \_\_\_\_\_

**Team Co-ordinator's Name:** \_\_\_\_\_

**Date of Rounds:** \_\_\_\_\_

**Course Name:** \_\_\_\_\_

**Location:** \_\_\_\_\_

**Golf Union Rating:** \_\_\_\_\_

Name of Team Member	Score	-	Course Rating	=	Differential
_____	_____	-	_____	=	_____
_____	_____	-	_____	=	_____
_____	_____	-	_____	=	_____
_____	_____	-	_____	=	_____
_____	_____	-	_____	=	_____
<b>Team Gross Differential</b>				=	_____

These rounds were played in accordance with the Golf activity regulations as stated in the YOU Contest Manual.

Team Member's Signature	Age
_____	_____
_____	_____
_____	_____
_____	_____
_____	_____

It was properly witnessed by: \_\_\_\_\_  
(Pastor's or Representative's signature)

**Date:** \_\_\_\_\_

Please return this form to Burleigh Heads, postmarked prior to competition completion date.

## JOURNALISM

The theme for each year's National Journalism Contest will be announced as soon as we have the details from Pasadena.

The overall concept we are striving for is to encourage our teenagers to get involved with a meaningful writing activity. We want them to see it as an interesting, challenging, worthwhile, and rewarding experience. Contest co-ordinators need to take an active role – encouraging, stimulating and assisting wherever possible.

### **Entries:**

Entries should be typed, double-spaced, two to four pages in length. Each person is limited to one entry. **Articles should include a cover page with the writer's name, address, age, church area and pastor's name.**

All entries will be judged as one division; there are no age or grade divisions.

Entries must be submitted to the local contest co-ordinator by the contest closing date. And shortly after this the best entries should be sent to Burleigh Heads for judging at the National level.

### **General:**

A local Journalism Contest Co-ordinator should be appointed to provide advice and direction in the development of the articles. If possible, the Pastor should choose someone with an appropriate background for the contest. He or she should be careful to avoid "writing the article" for the entrant. Reading over the article and suggesting areas of possible improvement is encouraged, but evaluations should only help polish the article, not rewrite it.

### **Judging:**

To make this activity more meaningful, as well as making it more manageable for those reading the entries in Burleigh Heads, a new procedure will be instituted.

Regional -- Each local co-ordinator will collect the entries from his or her area and submit them to the Regional YOU Co-ordinator for regional judging. It is preferable that three judges with some professional experience be used. This panel will select up to three Gold Level Award winners to receive certificates. The Gold Level Award entries will be sent to Burleigh Heads for judging. (YOU Co-ordinators may choose to give appropriate awards to those not receiving a Gold Level Award. Such awards would be financed by each region.)

National -- Plaques will be forwarded to pastors for presentation to those YOU members who achieve Gold Awards at this level.

**JOURNALISM (Cont.)**  
**GUIDELINES FOR JUDGING ARTICLES**

The **outstanding article** shows originality of thought in stating and developing a central idea. Its ideas are clear, logical and thought-provoking. It has careful construction and organisation of sentences and paragraphs, careful choices of effective words and phrases and concentration on a main purpose, with adequate development and firm support.

The **good article** has a clearly stated central purpose, logically and adequately developed. Its ideas are clear because it contains some of the positive qualities of good writing. It is comparatively free of errors in the use of English. Although indicating competence, this paper lacks the originality of thought and style that characterises an outstanding article.

The **average article** has a central idea organised clearly enough to convey its purpose to the reader. It avoids serious errors in the use of English. It may have few grammatical errors, but it lacks the vigour of thought and expression that would entitle it to an above-average rating.

The **poor article** shows below-average achievement in expressing ideas correctly and effectively. Most such articles contain serious errors in the use of English and fail to present a central idea or to develop it adequately. With more careful proofreading and fuller development, such articles might be worth at least an average rating.

**NOTE: DO NOT mark articles with the above ratings – they are for judges' reference only.**

---

**SCORING SUGGESTION**

Category	Possible Points	Points Earned
Legibility	10	
Spelling (incl. capitalisation)	10	
Punctuation	10	
Grammar and Word Usage	10	
Sentence Structure	10	
Organisation	20	
Originality and Effectiveness	30	
<b>TOTAL</b>	<b>100</b>	

---

**NOTE: DO NOT mark articles with the total points awarded – the above are for judges' reference only.**

Photography will be a Regional and National Contest. With this change, members will now receive proper recognition for their efforts and accomplishments. Before, they mailed their entries to the National Office and only a few staff members viewed their work. Now, those in attendance at the Regional Family Weekend will be able to view the exhibit of all the entries.

Entries from each church will be displayed at the first Regional Family Weekend. Photos taken since the contest commencement date may be entered.

## **Entries**

Entries must be the original work of the YOU member submitting the photograph. There is a limit of three entries per person.

All entries will be judged in the same division; there will be no age or grade division.

All entries will be judged as one category. They may be black and white or colour, but must be presented as 6" X 4", 5" x 7" or 8" x 10" prints (no slides or transparencies). Photographs may be of any subject.

Entries should be mounted on cardboard so they can be properly displayed for exhibition and judging. **Each entry must be clearly marked on the reverse side with the photographer's name, postal address, age and church area.**

Photographs should be submitted to the local Photography Contest Co-ordinator at least one week before the Regional Family Weekend where they will be displayed and judged.

## **Judging**

It is preferable that judges with some professional experience and/or formal training be used. There should be at least five judges, if possible.

Regional -- Photographs will be displayed and judged at the first Regional Family Weekend. The top photographs (maximum of six) will be awarded Gold Level certificates. The YOU Co-ordinator will send these to Burleigh Heads. (YOU Co-ordinators may choose to give appropriate awards to those not receiving a Gold Level Award. Such awards would be financed by each region.)

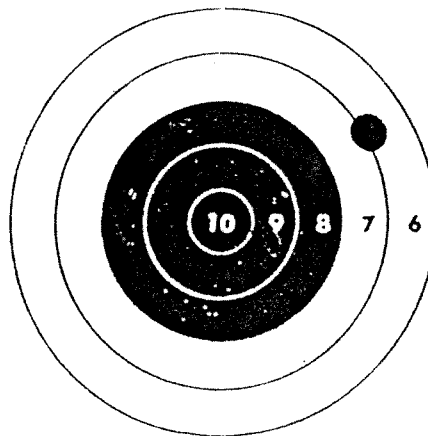
National -- The top entries from each region will be judged at Burleigh Heads. Plaques will be sent to the pastors for presentation to the most outstanding YOU members. The "winning" photos will be forwarded to Pasadena for possible inclusion in a *Worldwide News* article, and then returned to the YOU members.

## RIFLERY

### A. General Information:

1. Shooting for the contest must be within the dates listed on the annual activity calendar.
2. Rifle to be used is a .22 rim-fire, open sights only, i.e. no telescopic sights.
3. Length of firing range – 25 metres.
4. Standard target to be used (as issued).
5. No limit on number of practise shots, but shooting for the contest must be ten consecutive shots at target(s).
6. No supporting rests of any type to be used to steady rifle, e.g. sand bag or tree trunk.
7. Free choice of firing position, but prone (lying) position is recommended.
8. Score the higher ring that the bullet enters if it crosses into two rings.

This shot would score 7



9. For doubtful cases determine the score for a particular shot by the grey mark left by the bullet on the paper, not by a tear in the paper.
10. Two target sheets, five shots on each, can be used if desired. (This is suggested to avoid crowding on target if grouping is tight and therefore difficult to score.)
11. The local pastor or his designated representative must verify the scores for an individual and/or a team and sign the entrant's target.
12. **Please do not return the Official Target Sheets to the office.** Instead, please complete the Result Form and forward to the YOU office at Burleigh Heads. Targets will be sent once Pastors advise Burleigh Heads of the required number for their area. Using the "original" enclosed with this manual, please photocopy the number of Result Forms you require. All Target scores should be carefully checked for accuracy.
13. Entries must be postmarked by the closing date listed on the annual activity calendar.
14. Winners will be notified in a church announcement.



**RIFLERY (Cont.)****B. Individual Play:**

1. Shooting is organised into four divisions as follows:

Senior Boys (16 and up)  
Senior Girls       "  
Junior Boys (13 - 15 yrs)  
Junior Girls       "

2. Individual shooting consists of 10 consecutive shots at the target.

**C. Team Play:**

1. Four shooters constitute a team.
2. Teams may be made up of any combination of shooters from any or all the divisions stated above, within the same church area. The team should be chosen prior to the actual shoot.
3. A team's entry consists of 40 shots, 10 each. The sum of the 40 shots will be the team's score.

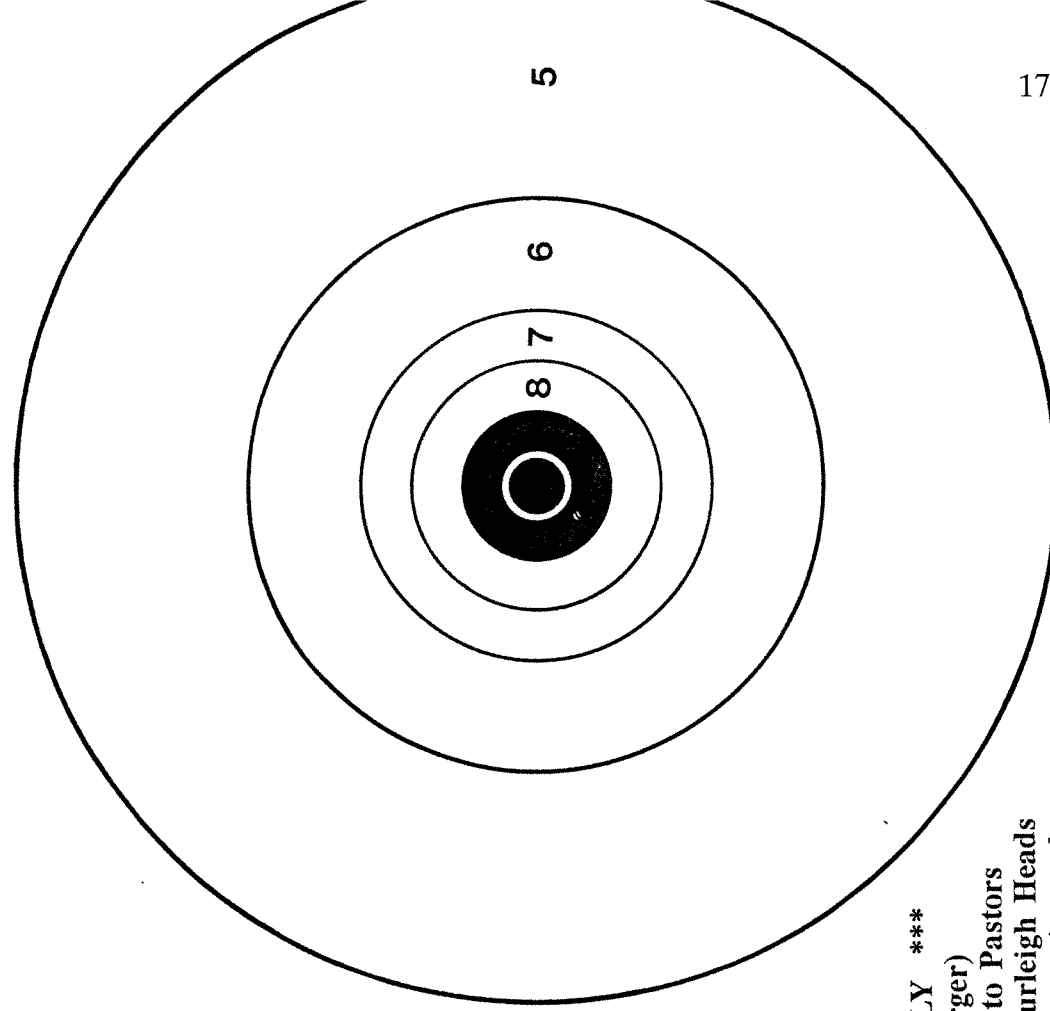
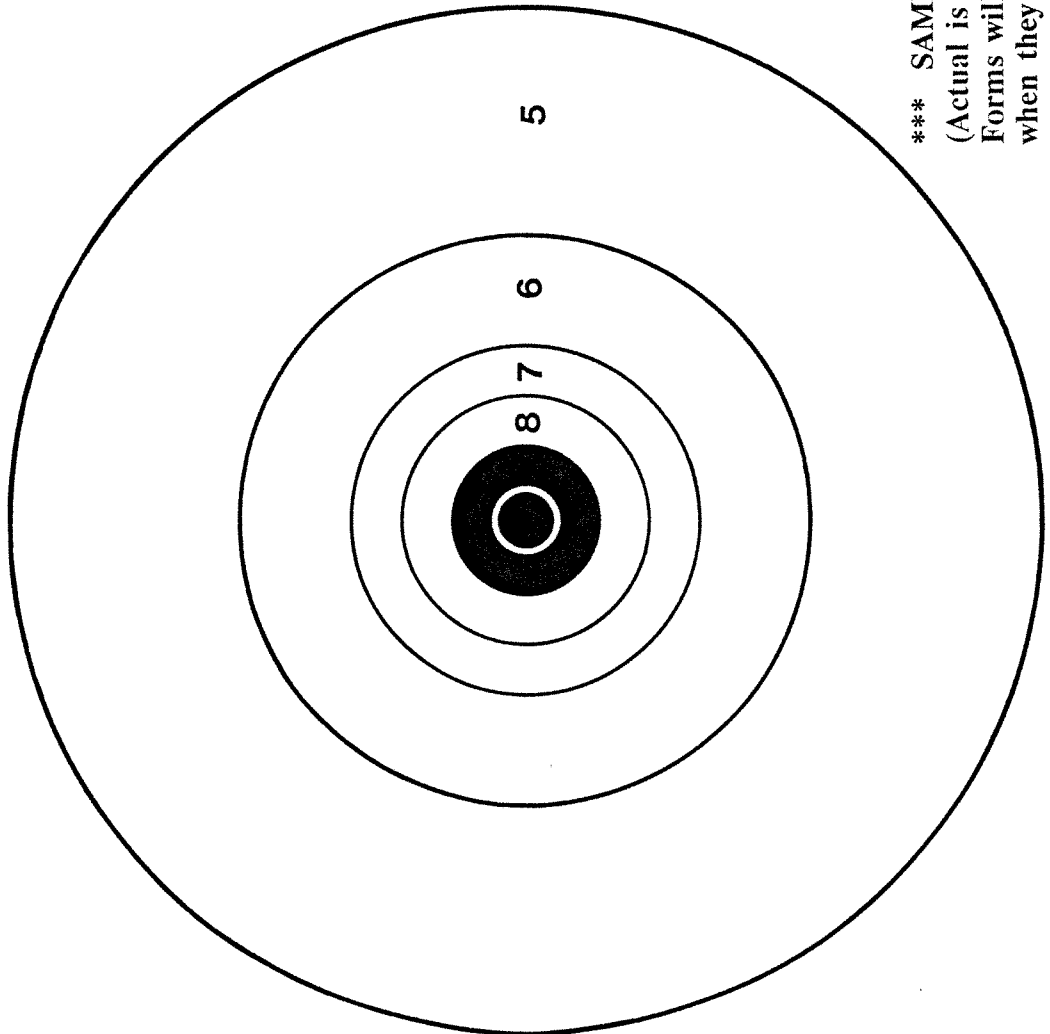
**D. Awards:**

1. Awards will be given on the National level only – Plaques for top boy and top girl shooters.
2. Awards [certificates] for individual shooting will be given first, second and third places in each of the four divisions.
3. Team awards [certificates] will be given for first, second and third places.



# OFFICIAL Y.O.U. TARGET 25 METRE

NAME .....  
ADDRESS .....  
CHURCH AREA .....  
DATE ..... AGE .....  
AUTHORISED SIGNATURE .....  
SCORE .....



\*\*\* SAMPLE ONLY \*\*\*  
(Actual is much larger)  
Forms will be sent to Pastors  
when they advise Burleigh Heads  
of the number they require each year.

# NATIONAL YOU RIFLERY COMPETITION RESULTS

CHURCH AREA: \_\_\_\_\_ Pastor's Signature: \_\_\_\_\_

Please return this form to Burleigh Heads, postmarked prior to competition completion date.

---

**Junior Boys Division:**

	Name	Age	Score
First			
Second			
Third			

---

**Junior Girls Division:**

	Name	Age	Score
First			
Second			
Third			

---

**Senior Boys Division:**

	Name	Age	Score
First			
Second			
Third			

---

**Senior Girls Division:**

	Name	Age	Score
First			
Second			
Third			

---

**Team Division:**

	Names	Age	Total Score
First			
Second			
Third			

This activity is being incorporated to encourage our musically talented youth and to help them develop and share their music within God's Church. The guidelines are fairly simple and basic. We hope to keep them this way, but realise some "fine-tuning" may be needed from year to year.

### Overview

The YOU Song Writing Contest is open to all YOU members. All entries must be original compositions written after the contest commencement date. All entries must be postmarked no later than the closing date for the competition. Winners will be notified by Pasadena and will receive plaques recognising their achievement. Pasadena is unable to return submitted materials – entrants are advised to make copies.

### Entries

Entries should be clearly marked **Instrumental** or **Lyrical** and addressed to:

Song Writing Contest  
YOU Office  
300 West Green Street  
PASADENA CA 91129  
U S A

Each entrant may submit only one piece in each category. **Each entry must be titled and be accompanied by the entrant's full name, address, age and church area.**

An entry consists of:

- a) Sheet music, with lyrics where appropriate.
- b) A cassette recording of the piece.

Entries are to be limited to five minutes and 250 words.

**Please Note:** Those participating should not feel they have to record their piece in a recording studio. What we require is a clearly audible cassette recording that fairly presents the music, not a lavish production.

### Judging

Each submission will be judged according to criteria including, but not limited to:

- a) Appropriateness
- b) Complexity
- c) Form
- d) Presentation
- e) Originality

### General

Since this contest emphasises the composition and not the performer, compositions for groups are fine. Composers need not perform the pieces they submit themselves. It is fine to have someone else perform the piece.

It is also permissible for two or more individuals to work on a piece, provided all are YOU members contributing original material. The names of all those involved should be noted.

Compositions may be of any appropriate music type. The competition is not limited to either sacred or secular themes.

## TALENT SHOWCASE

The Talent Showcase should be the feature event of the first Regional Family Weekend and should be run in conjunction with the Photography and Art contests.

### Categories:

All performers will compete in the same category, regardless of age or instrument. This replaces the former system of having to choose a representative from each of the two categories, often resulting in an outstanding performer who comes in second in one category missing out while a less-qualified performer advances to the next level.

### Performances:

All performances should be limited to five minutes or less. Points may be deducted for failure to stay within the time limitation.

Strapless or spaghetti strap dresses are not appropriate for performing.

Those performing should exhibit an adequate degree of ability for their acts. Poorly prepared performances can be embarrassing to the audience.

### Organisation:

The host church should assume the responsibility for organising this event. This includes lighting, scenery, sound amplification, programmes and ushering. It is important that members with the background and competency to produce a high standard of presentation be selected for the planning and organisation of the Talent Showcase.

In some of the individual church areas where larger numbers want to participate, auditions may be held. Conversely, in areas where churches are scattered, the Regional and District Co-ordinators may work out suitable arrangements for participation.

Introductions should be concise and well-planned so as to keep the programme moving and keep the performers in the spotlight. Avoid long, empty spaces of time while the performer gets set up; try to keep introductions and backstage operations synchronised. Remember to make this a quality occasion within a relaxed and friendly atmosphere. If the programme consists of a large number of acts, an intermission might be included.

A number of church areas have held receptions, buffets, or dances in conjunction with the Talent Showcase. When such an event is held, it is an ideal time to announce the winners, rather than leaving people sitting in the auditorium while the judges finalise scores.

Using the "originals" enclosed with this folder, please photocopy the number of forms you require for the Entry Form and Judges Rating Form.

## TALENT SHOWCASE (Cont.)

### **Judging:**

Select a panel of three or four judges from your area -- piano players or teachers, instrumental musicians, vocalists, and music directors are all suitable candidates. In extenuating circumstances you may solicit the services of a judge who is not a member. It is not inappropriate to include one judge whom you feel could provide helpful evaluation, although he or she may not have the same degree of technical expertise as the other judges. A small gift or certificate could be given to each judge as a token of appreciation for their efforts.

The Judge's Rating Form provided by the YOU office should be used. It is helpful to the judges if the performer's name, instrument, and title of the selection is completed prior to the showcase.

The judges comments and suggestions will be given to each performer. (The point total column should be removed first.)

### **Awards:**

There will no longer be first, second, or third place winners. Instead, Gold Level Award winners will be chosen.

Local -- Two performers may be selected on the local level to advance to the Regional Contest. (In a two-District Region, the Regional YOU Co-ordinators may determine the number of participants.)

Regional -- Two performers may be awarded the Gold Level Certificate on the regional level and they will advance to the National Showcase. (YOU Co-ordinators may choose to give appropriate awards to those not receiving a Gold Level Award. Such awards would be financed by each Region.)

National -- The top Gold Level participants on the national level will be presented with plaques on the evening.

YOU TALENT SHOWCASE  
ENTRY FORM

22

Name (as you wish to be introduced) \_\_\_\_\_

Address \_\_\_\_\_

Phone \_\_\_\_\_

Age \_\_\_\_\_ Date of Birth \_\_\_\_\_

Grade in School \_\_\_\_\_

School Attending \_\_\_\_\_

Church Area \_\_\_\_\_

Type of Performance:    [    ] Vocal Solo  
                                  [    ] Vocal Group\*  
                                  [    ] Instrumental or Percussion Solo  
                                  [    ] Instrumental Group\*

If instrumental, what instrument? \_\_\_\_\_

Title of Selection \_\_\_\_\_

Composer \_\_\_\_\_

Accompanist \_\_\_\_\_

Special Stage Props Needed \_\_\_\_\_

How was talent learned? \_\_\_\_\_

List hobbies and/or goals \_\_\_\_\_

Please return this entry form no later than \_\_\_\_\_ to:

YOU Co-ordinator  
Address  
City, State, Postcode

\* Each member of a group should submit an entry form. Attach forms for all group members before submitting to the YOU Co-ordinator.

**YOU TALENT SHOWCASE**  
**Judge's Rating Form**

Performer: _____	<u>Point Determination</u>
Category: _____	Excellent    5 points
Instrument: _____	Good            4 points
Piece Performed: _____	Fair             3 points
Location: _____	Poor            2 points

**TECHNIQUE:** \_\_\_\_\_ (20 points possible)

<b>String Instrument</b>			<b>Wind Instrument</b>		
1.	Fingering	5 4 3 2	1.	Breath Control	5 4 3 2
2.	Accuracy	5 4 3 2	2.	Fingering	5 4 3 2
3.	Phrasing	5 4 3 2	3.	Accuracy	5 4 3 2
4.	Vibrato	5 4 3 2	4.	Phrasing	5 4 3 2
<b>Voice</b>			<b>Piano</b>		
1.	Breath control	5 4 3 2	1.	Fingering	5 4 3 2
2.	Articulation	5 4 3 2	2.	Accuracy	5 4 3 2
3.	Note precision	5 4 3 2	3.	Phrasing	5 4 3 2
4.	Vibrato	5 4 3 2	4.	Pedal	5 4 3 2

**TONE:** \_\_\_\_\_ (20 points possible)

1.	Pitch	5 4 3 2	3.	Balance	5 4 3 2
2.	Volume	5 4 3 2	4.	Clarity	5 4 3 2

**INTERPRETATION:** \_\_\_\_\_ (15 points possible)

1.	Dynamics	5 4 3 2	3.	Delivery	5 4 3 2
3.	Style	5 4 3 2			

**RHYTHM:** \_\_\_\_\_ (15 points possible)

1.	Tempo	5 4 3 2	3.	Rubato	5 4 3 2
2.	Uniformity	5 4 3 2			

**DEPORTMENT:** \_\_\_\_\_ (15 points possible)

1.	Poise	5 4 3 2	3.	Proper Grooming	5 4 3 2
2.	Modesty	5 4 3 2			

**SELECTION OF PIECE:** \_\_\_\_\_ (15 points possible)

1.	Difficulty	5 4 3 2	3.	Propriety	5 4 3 2
2.	Uplifting	5 4 3 2			

Contest Level: District \_\_\_\_\_ Regional \_\_\_\_\_ National \_\_\_\_\_

Judge's Signature: \_\_\_\_\_

Judge's comments on reverse side



## TALENT SHOWCASE DEFINITION OF TERMS

<b>Accuracy</b>	Exactness and precision in executing the written music.
<b>Balance</b>	Proper blending of tones as written on the music score (i.e. not too much bass or tenor; not too loud or soft).
<b>Breath Control</b>	Breathing in the proper places so as not to distract from the performance of the piece.
<b>Clarity</b>	Clearness of the tone. Pureness of the pitch.
<b>Delivery</b>	Manner of presentation, e.g. confident, weak, etc.
<b>Difficulty</b>	Degree of musical proficiency needed to perform the piece.
<b>Dynamics</b>	Degrees or changes of loudness e.g. piano, forte, crescendo, diminuendo.
<b>Fingering</b>	The methodical use of the fingers in the playing of instruments and their indication by numbers 1-5. Proper positioning of the fingers for the most efficient execution of the piece.
<b>Modesty</b>	Decency, humility, diffidence in displaying one's accomplishment.
<b>Note Precision</b>	In voice, to sing the note accurately and without slurring unless called for in the music. A crispness and clearness of each note.
<b>Pedal</b>	Proper use of the pedals of the piano to produce sustained (prolonged) or muted sound.
<b>Phrasing</b>	The proper separation of the various divisions of the musical line.
<b>Pitch</b>	The high-low quality of a musical sound. To be on key and in tune.
<b>Poise</b>	Composure, confidence, posture, carriage.
<b>Proper Grooming</b>	To be properly clean, tidy and neat in appearance, i.e. shoes polished, clothing clean and pressed, hair combed, etc.
<b>Propriety</b>	Piece selected should be appropriate for the occasion and event and the standards expected (for example: <u>Your Cheating Heart</u> would not be an appropriate selection for someone to sing and a YOU talent showcase).
<b>Rubato</b>	Small decelerations and accelerations of the tempo of a piece at the discretion of the performer to aid in expressing feeling and emotions.
<b>Style</b>	Musical interpretation and treatment of the piece.
<b>Tempo</b>	The rate of speed of a composition. Tempo should be appropriate for the piece and not too slow or too fast.
<b>Uniformity</b>	Even, constant and regular.
<b>Uplifting</b>	Positive. To animate, quicken or fill with inspiration.
<b>Vibrato</b>	On violins, cellos, etc., a small fluctuation of pitch produced by a shaking motion of the left hand usually used to increase the emotional quality of the tones. In voice it is a tremolo (pulsation) of an unchanged pitch.
<b>Volume</b>	Fullness and power of tone. Tone projection.

## TRACK AND FIELD

### Guidelines:

1. In case of fouls, infraction of rules, or some other problem, the decision of the Regional YOU Co-ordinator, after consultation with the other coaches, will be final.
2. Number of entries: Both Senior and Junior divisions may enter three events plus relays. [At the National level only two different events may be entered by the one individual, plus a relay.]
3. Each church may enter a maximum of three entrants per division in any one individual event. Each church may enter only one relay team in each relay event. [At the National level only two entrants per region may be entered in any one event.]
4. The first and second-place finishers from all events and all divisions should form the team which will advance to the National Track Meet, provided they are YOU members in good standing.
5. Order of events should not be changed. If there are no participants in the event, go to the next event.
6. Discus: Measurement is from the nearest edge of the first mark made by the discus to the point of the circle's circumference (inside the marking band) to the nearest even number centimetre.
7. High Jump:

Girls' high jump will progress at increases of 5cm until 1.5m, then by 2.5cm.  
Boys' high jump will progress at increases of 5cm until 1.65m, then by 2.5cm.

The base of the high jump standards shall not be moved during the event.

A participant may attempt to clear the bar in any manner, provided the takeoff is from one foot and provided no weights or artificial aids are used.

#### Breaking ties:

- A. The participant with the lowest number of trials for the height at which the tie occurs shall be awarded the higher place.
  - B. If the tie still remains, the participant with the lowest number of unsuccessful trials throughout the event (up to and including the height last cleared) shall be awarded the higher place.
8. Please keep accurate records for all participants.

**Suggested Field Events**

Long Jump  
 High Jump  
 Shot Put  
 Discus  
 Triple Jump (senior boys only)

**Suggested Rotation of Field Events**

Session 1:	Senior Boys	– Long Jump
	Senior Girls	– High Jump
	Junior Boys	– Discus
	Junior Girls	– Shot Put
Session 2:	Senior Boys	– High Jump
	Senior Girls	– Shot Put
	Junior Boys	– Long Jump
	Junior Girls	– Discus
Session 3:	Senior Boys	– Shot Put
	Senior Girls	– Discus
	Junior Boys	– High Jump
	Junior Girls	– Long Jump
Session 4:	Senior Boys	– Discus
	Senior Girls	– Long Jump
	Junior Boys	– Shot Put
	Junior Girls	– High Jump

Note: Senior Boys' triple jump to follow Senior Girls' long jump.

## FIELD EVENTS (Cont.)

	Senior Boys (16 - Up)	Senior Girls (16 - Up)	Junior Boys (13 - 15)	Junior Girls (13 - 15)
<b>Shot Put</b>	12 lb/5.4 kg	8 lb/4 kg	8 lb/4 kg	8 lb/4 kg
<b>Discus</b>	3 lb 9 oz 1.6 kg	2 lb 3 oz 1 kg	2 lb 3 oz 1 kg	2 lb 3 oz 1 kg
<b>Long Jump</b>	12 ft/2 m	8 ft/1.5 m	8 ft/1.5 m	8 ft/1.5 m
<b>Triple Jump</b>	32 ft/9.6 m	--	--	--
<b>High Jump</b>	Starting height is to accommodate different levels of competition.			

## HIGH AND LOW HURDLES

	Senior Boys	Senior Girls	Junior Boys	Junior Girls
<b>Height of Hurdles</b>	39"/97.5cm	30"/75cm	30"/75cm	30"/75cm
<b>Distance</b>	110m	100m	100m	100m
<b>Number of Hurdles</b>	10	10	10	10
<b>Distance from Start to First Hurdle</b>	13.7m	13m	13m	13m
<b>Distance btwn Hurdles</b>	9.1m	8.5m	8.5m	8.5m
<b>Distance btwn Last Hurdle &amp; Finish Line</b>	13.98m	10.5m	10.5m	10.5m

\*\*\* SAMPLE ONLY \*\*\*

**YOU TRACK MEET ENTRY/RESULT FORM**

Area: \_\_\_\_\_

**HIGH JUMP (National Record: SB , SG , JB , JG )**

Senior Boys Height 1. \_\_\_\_\_ 2. \_\_\_\_\_ 3. \_\_\_\_\_  
 ( ) ( ) ( )

Senior Girls Height 1. \_\_\_\_\_ 2. \_\_\_\_\_ 3. \_\_\_\_\_  
 ( ) ( ) ( )

Junior Boys Height 1. \_\_\_\_\_ 2. \_\_\_\_\_ 3. \_\_\_\_\_  
 ( ) ( ) ( )

Junior Girls Height 1. \_\_\_\_\_ 2. \_\_\_\_\_ 3. \_\_\_\_\_  
 ( ) ( ) ( )

**SHOT PUT (National Record: SB , SG , JB , JG )**

Senior Boys Distance 1. \_\_\_\_\_ 2. \_\_\_\_\_ 3. \_\_\_\_\_  
 ( ) ( ) ( )

Senior Girls Distance 1. \_\_\_\_\_ 2. \_\_\_\_\_ 3. \_\_\_\_\_  
 ( ) ( ) ( )

Junior Boys Distance 1. \_\_\_\_\_ 2. \_\_\_\_\_ 3. \_\_\_\_\_  
 ( ) ( ) ( )

Junior Girls Distance 1. \_\_\_\_\_ 2. \_\_\_\_\_ 3. \_\_\_\_\_  
 ( ) ( ) ( )

**DISCUS (National Record: SB , SG , JB , JG )**

Senior Boys Distance 1. \_\_\_\_\_ 2. \_\_\_\_\_ 3. \_\_\_\_\_  
 ( ) ( ) ( )

Senior Girls Distance 1. \_\_\_\_\_ 2. \_\_\_\_\_ 3. \_\_\_\_\_  
 ( ) ( ) ( )

Junior Boys Distance 1. \_\_\_\_\_ 2. \_\_\_\_\_ 3. \_\_\_\_\_  
 ( ) ( ) ( )

Junior Girls Distance 1. \_\_\_\_\_ 2. \_\_\_\_\_ 3. \_\_\_\_\_  
 ( ) ( ) ( )

\*\*\* SAMPLE ONLY \*\*\*

**LONG JUMP (National Record: SB , SG , JB , JG )**

Senior Boys Distance 1. \_\_\_\_\_ 2. \_\_\_\_\_ 3. \_\_\_\_\_  
 ( ) ( ) ( )

Senior Girls Distance 1. \_\_\_\_\_ 2. \_\_\_\_\_ 3. \_\_\_\_\_  
 ( ) ( ) ( )

Junior Boys Distance 1. \_\_\_\_\_ 2. \_\_\_\_\_ 3. \_\_\_\_\_  
 ( ) ( ) ( )

Junior Girls Distance 1. \_\_\_\_\_ 2. \_\_\_\_\_ 3. \_\_\_\_\_  
 ( ) ( ) ( )

**TRIPLE JUMP (National Record: SB )**

Senior Boys Distance 1. \_\_\_\_\_ 2. \_\_\_\_\_ 3. \_\_\_\_\_  
 ( ) ( ) ( )

**3000 M RUN (National Record: SB , SG , JB , JG )**

Senior Boys Time 1. \_\_\_\_\_ 2. \_\_\_\_\_ 3. \_\_\_\_\_  
 ( ) ( ) ( )

Senior Girls Time 1. \_\_\_\_\_ 2. \_\_\_\_\_ 3. \_\_\_\_\_  
 ( ) ( ) ( )

Junior Boys Time 1. \_\_\_\_\_ 2. \_\_\_\_\_ 3. \_\_\_\_\_  
 ( ) ( ) ( )

Junior Girls Time 1. \_\_\_\_\_ 2. \_\_\_\_\_ 3. \_\_\_\_\_  
 ( ) ( ) ( )

**1500 M RUN (National Record: SB , SG , JB , JG )**

Senior Boys Time 1. \_\_\_\_\_ 2. \_\_\_\_\_ 3. \_\_\_\_\_  
 ( ) ( ) ( )

Senior Girls Time 1. \_\_\_\_\_ 2. \_\_\_\_\_ 3. \_\_\_\_\_  
 ( ) ( ) ( )

Junior Boys Time 1. \_\_\_\_\_ 2. \_\_\_\_\_ 3. \_\_\_\_\_  
 ( ) ( ) ( )

Junior Girls Time 1. \_\_\_\_\_ 2. \_\_\_\_\_ 3. \_\_\_\_\_  
 ( ) ( ) ( )







\*\*\* SAMPLE ONLY \*\*\*

**800 M RELAY (4 X 200) (National Record: SB      , SG      , JB      , JG      )**

Senior Boys      1. \_\_\_\_\_ 2. \_\_\_\_\_

Time (      )      3. \_\_\_\_\_ 4. \_\_\_\_\_

Senior Girls      1. \_\_\_\_\_ 2. \_\_\_\_\_

Time (      )      3. \_\_\_\_\_ 4. \_\_\_\_\_

Junior Boys      1. \_\_\_\_\_ 2. \_\_\_\_\_

Time (      )      3. \_\_\_\_\_ 4. \_\_\_\_\_

Junior Girls      1. \_\_\_\_\_ 2. \_\_\_\_\_

Time (      )      3. \_\_\_\_\_ 4. \_\_\_\_\_

**400 M RELAY (4 X 100) (National Record: SB      , SG      , JB      , JG      )**

Senior Boys      1. \_\_\_\_\_ 2. \_\_\_\_\_

Time (      )      3. \_\_\_\_\_ 4. \_\_\_\_\_

Senior Girls      1. \_\_\_\_\_ 2. \_\_\_\_\_

Time (      )      3. \_\_\_\_\_ 4. \_\_\_\_\_

Junior Boys      1. \_\_\_\_\_ 2. \_\_\_\_\_

Time (      )      3. \_\_\_\_\_ 4. \_\_\_\_\_

Junior Girls      1. \_\_\_\_\_ 2. \_\_\_\_\_

Time (      )      3. \_\_\_\_\_ 4. \_\_\_\_\_

**REGIONAL YOU CO-ORDINATORS  
1990**

<b>Region</b>	<b>1990</b>
Central Qld	David Austin
South East Qld	Bill Sidney
New South Wales	Bob Regazzoli
Victoria East	Mark Ellis
Victoria West	Kerry Gubb
Tasmania	Rod McQueen
Western Australia	Gavin Cullen

**Note: The YOU year officially runs from Feb 1 through Jan 31 of the next year.**

YOU REGIONS	YOU CO-ORDINATOR	CHURCH AREAS
North/Central QLD	David Austin	Cairns/Malanda Townsville Mackay Clermont Rockhampton Kilkivan Bundaberg
South/East QLD	Bill Sidney	Caboolture Brisbane North Brisbane South Ipswich Toowoomba Warwick Gold Coast Grafton
New South Wales	Bob Regazzoli	Newcastle Sydney North Sydney South Bathurst Penrith Wollongong Canberra Temora/Wagga
Victoria East	Mark Ellis	Melbourne South Melbourne East Melbourne North Melbourne West Morwell Geelong Wodonga
Victoria West	Kerry Gubb	Ballarat Bendigo Adelaide Mt Gambier
Tasmania	Rod McQueen	Hobart Launceston Devonport
Western Australia	Gavin Cullen	Perth North Perth South Bunbury

## YOU REGIONAL CO-ORDINATOR'S JOB DESCRIPTION

### OVERVIEW

The responsibility of the regional co-ordinator is to co-ordinate the following YOU activities within his region:

- Two Regional Family Weekends each year
- YOU Regional Track Meet
- YOU Regional Talent Contest
- Provide the regional office with the support needed to conduct the National Track Meet and the National Talent Contest when these occur in your region
- Inter-church tournaments such as touch football, volleyball and basketball.

Preliminary plans and dates for the following year's regional activities should be submitted to the regional office by September 1.

### SPECIFICS

#### Regional Family Weekends

Each region should conduct two Regional Family Weekends each year following the guidelines set by Pasadena. As Mr. Salyer mentioned in the April 18, 1986 *Pastor General's Report*, these weekends should accent family togetherness and participation.

The **first** RFW should feature the Regional Talent Contest and the Regional Track Meet as the National equivalents are planned for the **second** RFW in the appropriate capital city.

A YOU Bible study should be scheduled for Sabbath morning. Sabbath afternoon services should be a combined service for all churches in a region wherever possible. As the membership grows and distances increase, this may not be physically or financially feasible. Exceptions should be discussed with the regional office.

Activities scheduled for Saturday evening and Sunday should be family oriented and can include such items as bush dances, basketball or other similar games and activities.

#### Regional Track Meet

The Regional Track Meet should be organised according to the guidelines in the *YOU Pastor's Manual*. As mentioned above, the RTM should be held on the **first** Regional Family Weekend and should be completed by May 31. A regional team is then selected by the YOU Co-ordinator to participate in the National Track Meet.

The *Entry/Result Form* from the Regional Meet should be completed and sent to the NSW Regional YOU Co-ordinator **by the end of May**. [A copy should be sent to **Burleigh Heads for the purpose of updating records. The names of the top athletes for each division (i.e. those that receive a plaque) should also be forwarded to Burleigh Heads, for inclusion in the year's YOU Achievements.**]

It would be helpful to also include a list of those who need billeting for the weekend. [Please encourage those staying with members to perhaps offer some financial assistance or give a small gift to their hosts.]

The regional teams should be chaperoned by responsible adults as they travel to and from the National Meet.

### Regional Talent Contest

As previously mentioned, the Regional Talent Contest should be held on the Regional Family Weekend scheduled for the first half of the year. The winners will then advance to the National Talent Contest which will be held on the second RFW in the appropriate capital city.

### NATIONAL Talent Contest

The National Talent Contest will be co-ordinated by the regional office but it will need your support in making the local arrangements for the concert. This will include hiring the necessary hall and equipment, arranging for suitable judges and accompanists, billets for the contestants and organising a party after the event.

### NATIONAL Track Meet

**The *Entry/Result Form* from the National Meet should be sent to Burleigh Heads for the purpose of updating records. The names of the top athletes for each division (i.e. those that receive a plaque) should also be forwarded to Burleigh Heads, for inclusion in the year's YOU Achievements.]**

Team colours for the National Meet will be the same as used by the state athletic teams which are:

Queensland	Maroon and White
New South Wales	Sky blue and Navy
Victoria	Navy blue and White
(Tasmania included in Victoria)	

The National Track Meet will be held in Sydney as this is the central location. It will be co-ordinated by the regional office but will need the help of the NSW regional co-ordinator in making local arrangements for the meet. This will include hiring the necessary facilities and equipment, arranging appropriate officials and staff, billets for the visiting teams and the other social activities for the weekend.

The Queensland and Victorian YOU Co-ordinators are responsible for organising their state team, providing a suitable coach, and arranging transport to and from Sydney. The regional office has budgeted \$1,000.00 to assist the Queensland and Victorian regions with transport costs. In addition to these funds, we suggest you charge those going on the trip \$60.00 for travel expenses.

### Inter-Church Tournaments

Inter-Church tournaments provide an additional opportunity to teach and instil true values of God's way of life to our young people. It is the responsibility of the YOU co-ordinator to see that the tournaments are properly organised, that Church standards are maintained, and that competition remains fair and friendly.

Consideration should be given to the length of the season, the time of the year, and how often the teams are to play each other during the season. Tournaments are to be run on a round-robin basis rather than the single or double elimination type. Games can be scheduled so the two strongest and most skilled teams play the last games.

There will be no presentation of trophies, etc, at the completion of the tournament. This will help diffuse potential post-tournament rivalry and ill-feeling.

### Job Rotation

Every two years, the position of YOU Co-ordinator will be rotated to another pastor in the region to give as many men as possible the opportunity of doing the job.